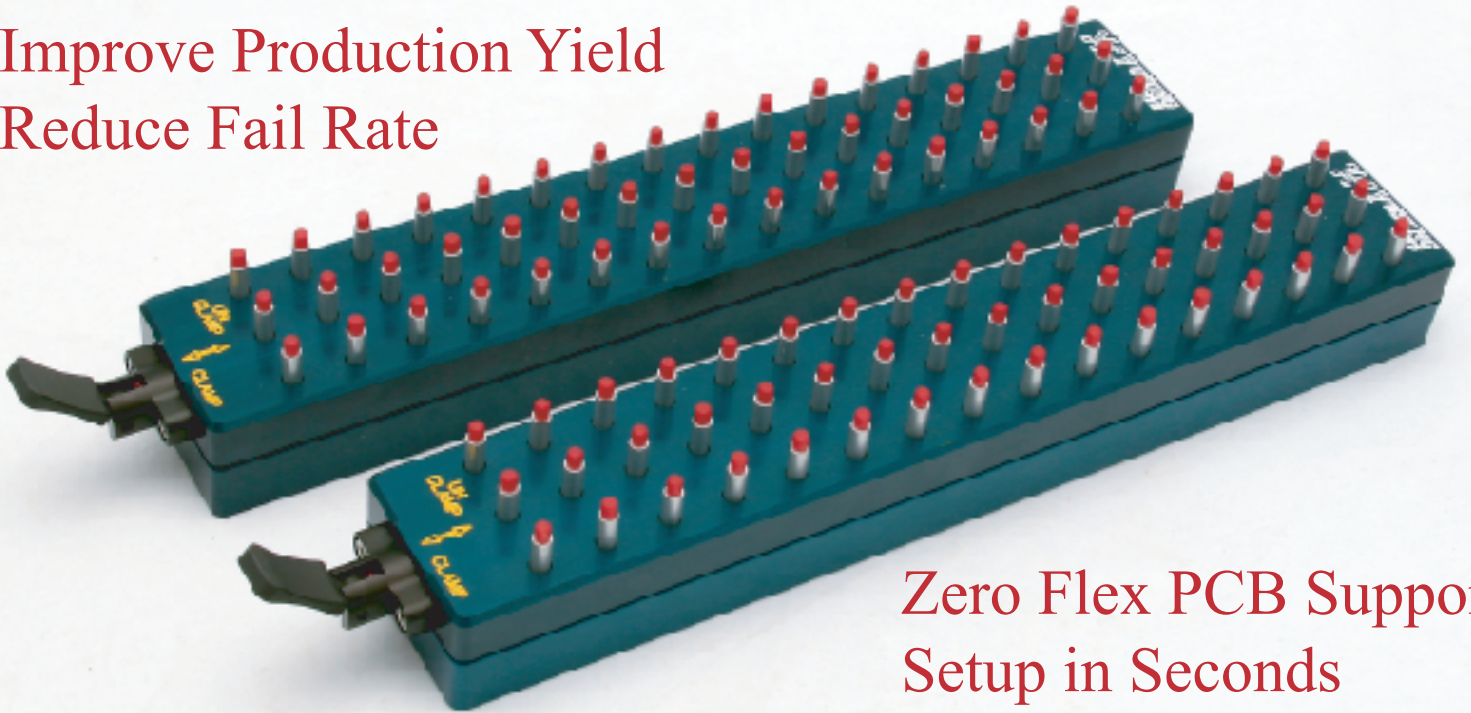



zflexxTM

Zero Flex SMT Supporting Tools

Improve Production Yield
Reduce Fail Rate



Zero Flex PCB Support
Setup in Seconds



Screen Printer / Chip Mounter / Dispenser





Introduction of zflexx

zflexx is the most innovative device to support double sided PCBs safely during SMT process e.g. Screen Printers, Dispensers and Pick and Place machines. Setup is simple and quick which doesn't like other support systems in the market. zflexx saves your time greatly to replace your current PCB supporting units. It is highly reliability and durability at any extreme circumstances, and also increases your productivity without any defects.

Features and Benefits

- Setup is very easy and fast means saving product costs
- Easily to configure as single or multiple units no matter the size of PCB
- Different sizes available for various Screen Printers, Chip Mounters, Dispensers
- Durability and Reliability by using aluminum alloy
- Antistatic Urethane material rubber cap to avoid any ESD problems on PCB
- Secure on the machine by magnetic base
- Control height of individual pins by one adjustment (Not one by one like others)
- Pins return back to original position by unlocking
- Pin height of substrates in different type of machines can be controlled
- Significant reduction of production setup time
- Various dimensions depends on the type of SMD
- Pins are capable to against strong weight (111.4 KG/cm² from 3rd party lab test)



Direction of Use

- Place the unit on the machine table by magnetic base
- PCB loading
- Adjust the height of pins automatically
- Lock pins by handle
- Machine with PCB support can be used on production

General	zflexx-250	zflexx-300	zflexx-350
Max. PCB Size	250mm(W), Unlimited(D)	300mm(W), Unlimited(D)	350mm(W), Unlimited(D)
Module Size	250mm(W)x42mm(D)	300mm(W)x42mm(D)	350mm(W)x42mm(D)
Module Height	Any Height (Based on the machine requirement)		
Max. Modules	Unlimited		
Number of Pins	51 (per module)	60 (per module)	69 (per module)
Pin Stroke	5mm, 10mm, 15mm, 20mm		
Pin Space	15mm x 15mm		
Pin Diameter	3mm		
PCB Contact	Round Cap; Material: Urethane (for antistatic)		
Activation Method	Pin / Spring Force; Locked by Handle		
Mounting Method	Magnetic (Bottom Side)		
Setup Time	Less than 1 minute		



**Qualelectron
Systems
Corporation**

780 Montague Expwy, #507
San Jose CA 95131 USA
Tel: (408)432-1686
Fax: (408)432-1687
Email: sales@qualelectron.com
www.qualelectron.com

